



Ashton Gate Primary

New Reception Parents Information July 2025



We want to ignite the spark in each child...

- We see each child as an individual and we want to deepen their love of learning through play.
- Learning takes place in a meaningful and purposeful context.
- Learning in Reception is active and dynamic and centred around the child.



Ashton Gater Characteristics



Kind

Resilient

Independent

Respectful

Creative

Motivated

Confident



The EYFS curriculum...

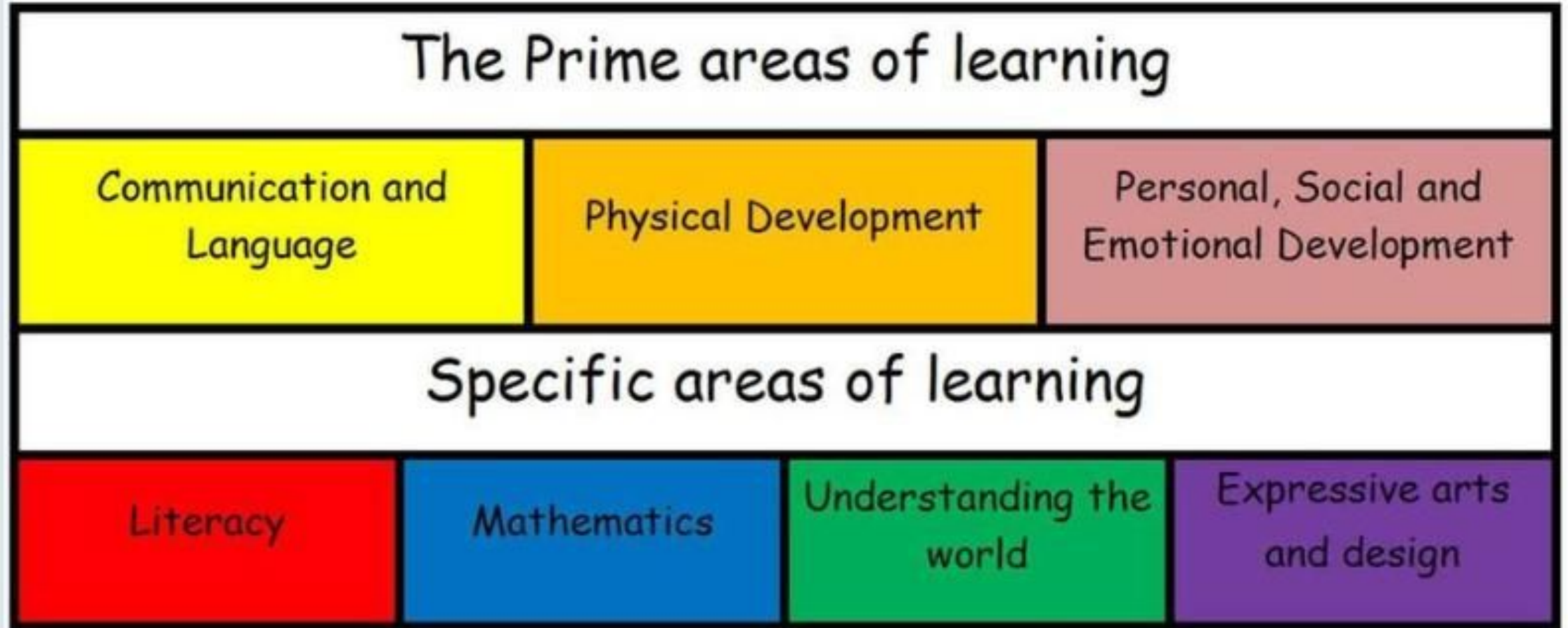
• Characteristics of Effective Learning:

- Playing and Exploring
- Active Learning
- Creating and Thinking Critically
- Emotional Wellbeing



*Growth Mindset:
I can't do it...
yet!*

The EYFS curriculum...






The Outdoors...

- An extra class room!
- All weathers – so appropriate clothing.



Trips and visits...

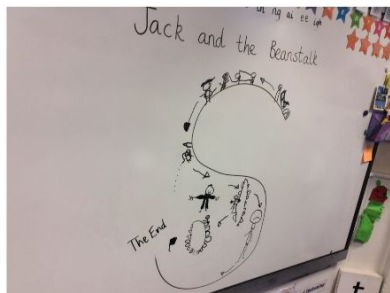
- Exciting Trips and local visits.
- Using our local environment.
- Forest School.
- Dress up days.
- Performance.




Tapestry...

- Online learning diary with photographs, comments and details about what your child has been doing at school.
- Focus is on quality interactions, rather than recording everything.
- You will receive log-in details and we'd love you to comment/contribute.

Using a story map
09/05/2018 with 7 Children



Jack and the Beanstalk - Caterpillar class collaborate and using a story map to tell the story of Jack and the Beanstalk.



Emily chose healthy food to cut out and stick on her plate. She said "These are healthy for you, I didn't put chocolate cake because it's not healthy."

👍 Like



Settling in...

- You will have received information for your class outlining the settling in procedure for this year. To begin with in September the children settle in in small groups. This will culminate in your child being here in school for a full week from the week beginning 22rd September 2025.
- Home Visits
- Please see AGOSC for wraparound care for the settling in period.





School Uniform...

- Charcoal grey/black trousers/skirt.
- Blue/white polo shirt.
- Summer dresses/shorts.
- Blue/white PE t-shirt with blue/black shorts.
- Fastenings they can do for themselves – e.g. Velcro on shoes (particularly for PE).
- Everything labelled/named please!

What do we need to bring?

- Book bag – your child's reading diary and reading books will be in here once they have settled in.
- Named water bottle.
- Weather appropriate clothing (e.g. raincoats, sunhats, wellies).





Reception Daily Routine

- 8.40-8.50 Children arrive 'bell time'
- 8.50-9.20 Register, circle/carpet time
- 9.30- 11.00 Developmental playtime free-flow inside and out (including mid-morning snack)
- 11.00-11.30 Circle/carpet time and getting ready for lunch
- 11.30-12.30 Lunch
- 12.30-12.50 Register, Circle/carpet time
- 12.50-2.30 Developmental playtime free-flow inside and out
- 2.30-2.45 Afternoon snack time
- 2.45-3.10 Story/singing time and getting ready for home

Which door do we go in?

Dragonfly Class:



In and out

Caterpillar class:



In



Out

Ladybird class:



In



Out

Bumblebee class:



In and out



Lunchtime

- Universal free school meals.
- Choice of meat, vegetarian, jacket potato, salad bowl, Halal (or you can bring a packed lunch from home).
- Chosen a week in advance (by midnight on the Wednesday before) on Parentpay (the menu is available for you to discuss with your child at home).
- Parentpay log in details will be given to you on Monday 7th September and your first order will need to be in place by midnight 9th September.

Snack time



- Free fruit provided daily.
- Water bottles (and jugs of water and cups) available all day.
- Afternoon snack time during which children have milk and a cracker/savoury biscuit.
- Milk is free until they turn 5 at which point you will have a letter from the dairy and can chose to continue by paying.
- We ask for a voluntary contribution of £18 a year (which can be paid to the teacher for the year in advance/termly) for the crackers.

Communication

- Parentpay/Arbor
- Weekly newsletter.
- School website/Facebook
- Come and have a chat.
- Come and share your skills!





Reading:

- Reading diary – to be written in at school and when you read with your child at home.
- Little Wandle phonics scheme.
- Aim to read at least 3 times a week – choose a time that works for you and your child.
- Parents meeting to talk about reading and more in detail in Autumn term.
- Read with your child, share stories, poems, nursery rhymes, comics and have fun!
- Notice print in your environment.





What can I do to get my child ready for school?

- Independence with getting dressed and going to the toilet.
- Encourage their fine motor skills and for them to begin to write their name (with a capital at the beginning, then lower case letters).
- Talk with your child about the world around them.
- Share stories with your child.
- Notice numbers in their environment and talk about numbers that are important to them.
- Talk with your child about how much fun school will be!

We can't wait to meet you all in September!

If you have any questions beforehand, please feel free to get in touch:

Cath Sands (Early Years Lead) csands@ashtongateprimary.org

Louisa Gerolemou (Head of School, Ashton Site) lgerolemou@ashtongateprimary.org

Angela Akbayir (Ashton Site Secretary) aakbayir@ashtongateprimary.org